

NPTEL

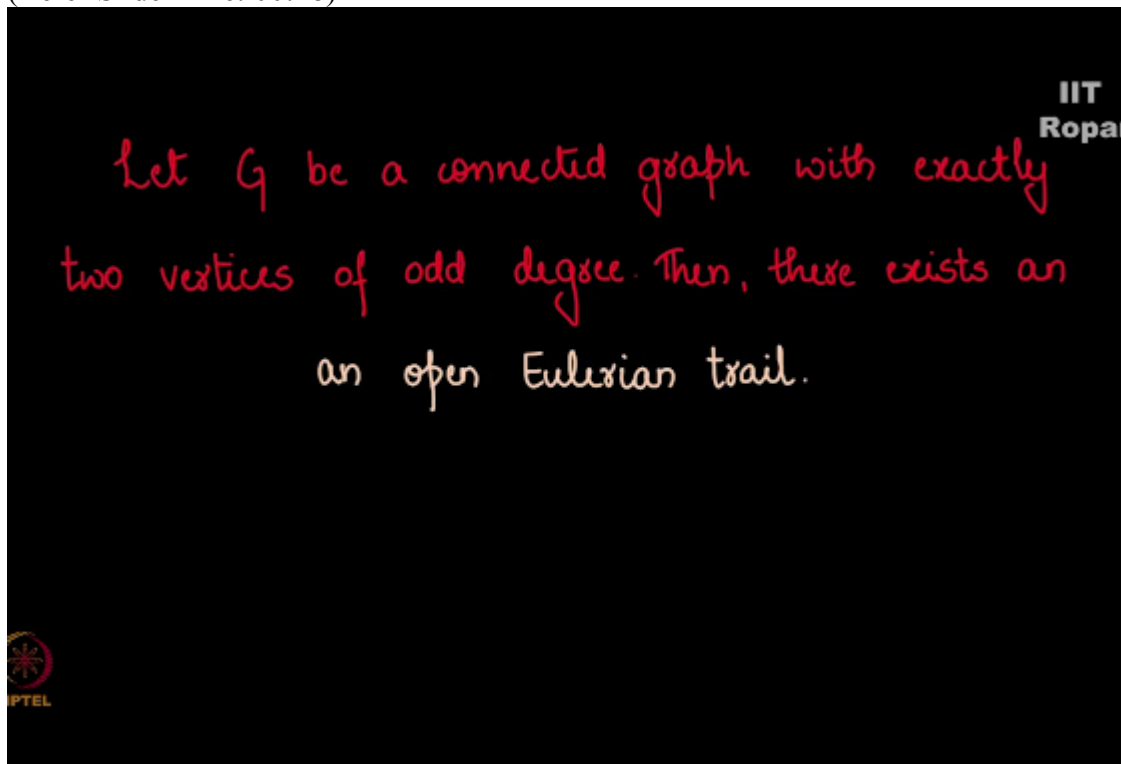
NPTEL ONLINE CERTIFICATION COURSE

Discrete Mathematics
Graph Theory - 2

A condition for Eulerian trail


By
Prof. S.R.S Iyengar
Department of Computer Science
IIT Ropar

let us now see a cute result which follows from what the professor has taught in the previous video, it was a lengthy theorem let us now see a cute result based on that, let G be a connected graph with exactly two vertices of odd degree, then there exists an open Eulerian trail.
(Refer Slide Time: 00:28)

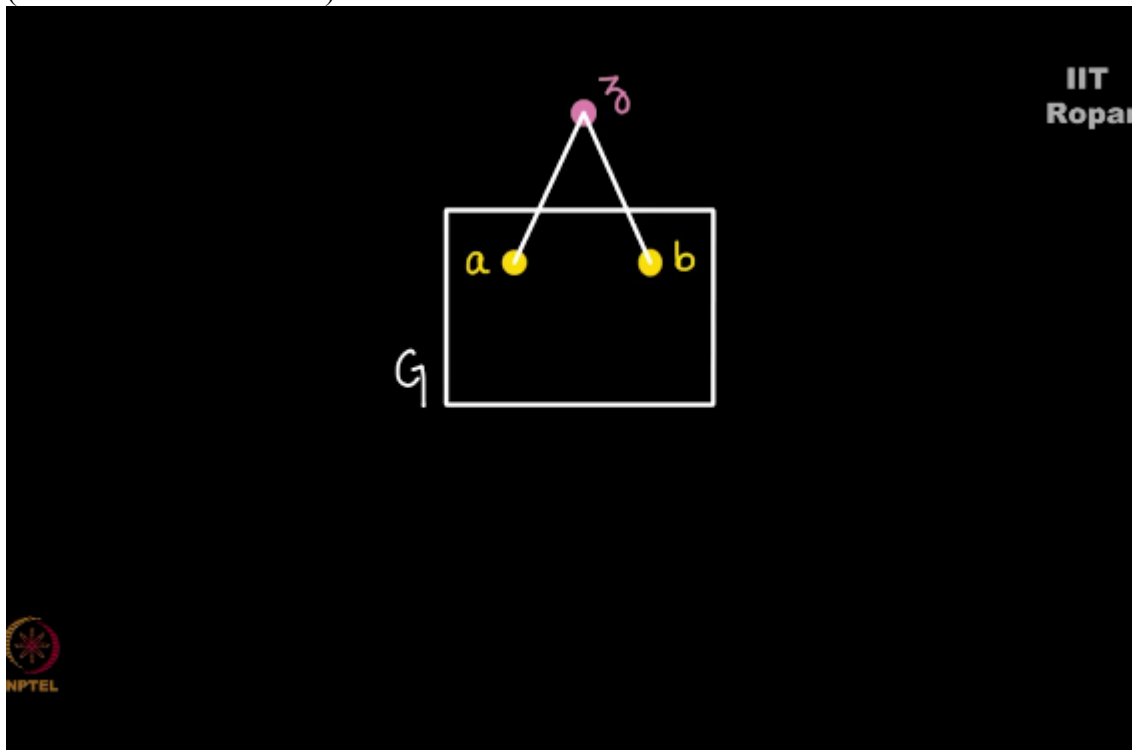


Now let me explain the theorem if G is a connected graph with exactly two vertices which are having odd degree, then it says that there is an Eulerian trail in it, what did we see earlier? We saw that if G is a connected graph with all vertices having even degree, then the graph is Eulerian and vice-versa, but now we say that if there are only two vertices of odd degree then still we can find an Eulerian trail, how do we prove this? Consider this to be G , there are two vertices here let me say A and B which are having odd degree.

(Refer Slide Time: 01:11)



Now what I do is, I introduce a new vertex let me say Z , and then I connect Z to both A and B , do you remember what the professor had taught was on the same lines as these, (Refer Slide Time: 01:25)



we introduced a new vertex even there, so I introduced a new vertex here let me call that as Z , connected to both of them, now what does the degree of A and B happen to be?

(Refer Slide Time: 01:41)

IIT
Ropar

MPTEL

Degree of a and b?

Since it is connected to Z, both of them we have added a new edge it was earlier odd and plus one becomes even,

(Refer Slide Time: 01:50)

IIT
Ropar

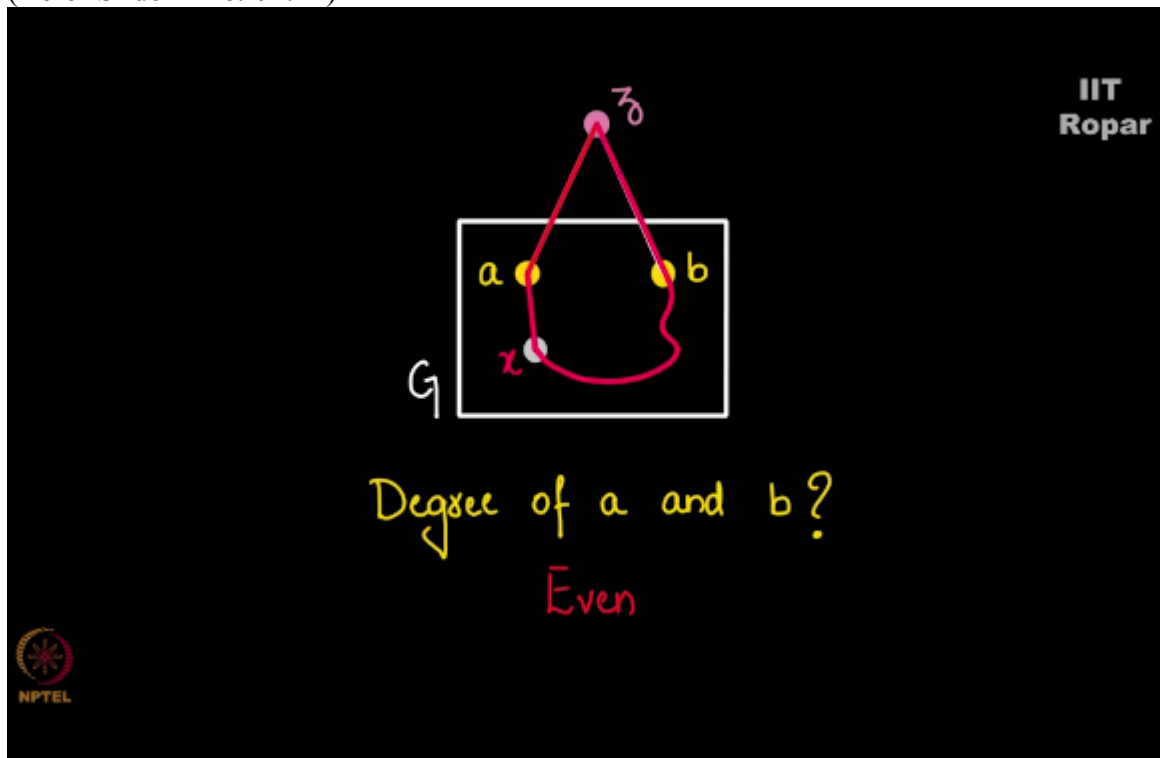
MPTEL

Degree of a and b?
Even

so the degrees of A, B and Z all three of them have an even degree.

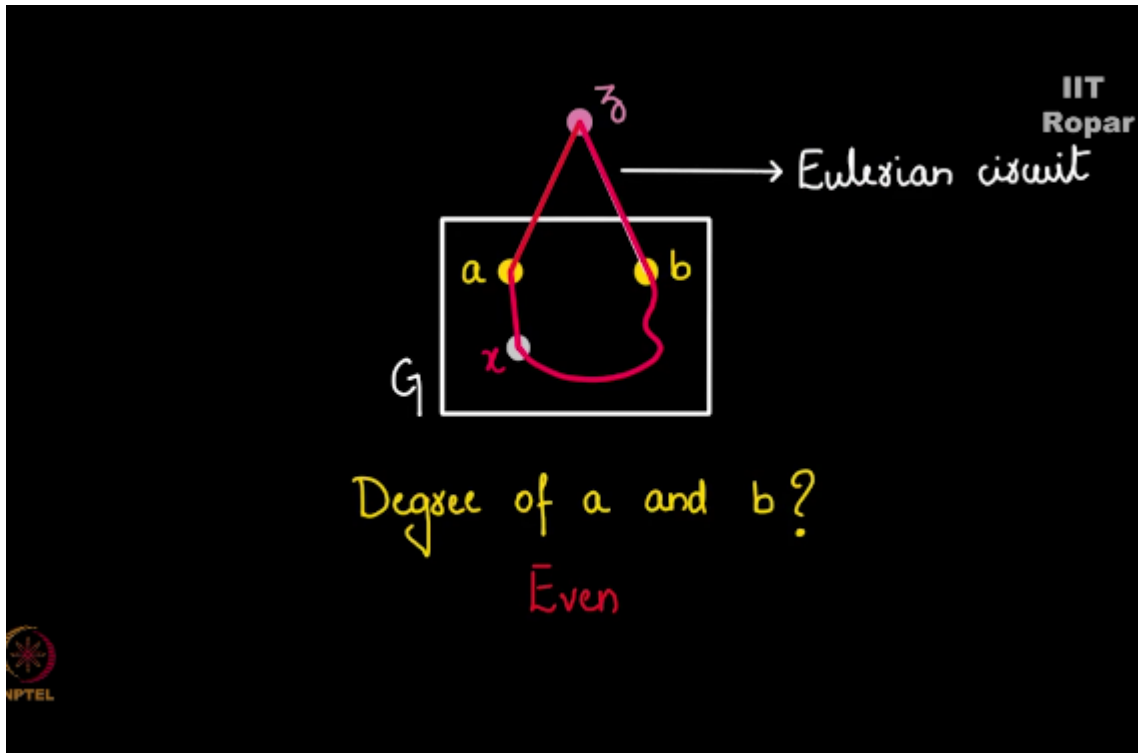
Now I start from Z, I reach A, I go to the next vertex let me say X and so on and I reach B, and then I go to Z,

(Refer Slide Time: 02:12)



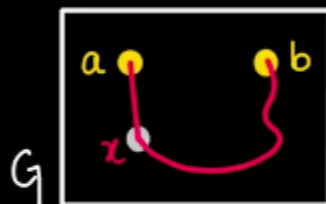
do you see that I have obtained an Eulerian circuit here,

(Refer Slide Time: 02:17)



but this is in the new graph which we had constructed let me call that as H, H is the new graph which we have constructed using an extra vertex at Z, so we have obtained an Eulerian circuit in the new graph H.

Now look at this, A, X so on up to B is an open Eulerian trail,
(Refer Slide Time: 02:48)

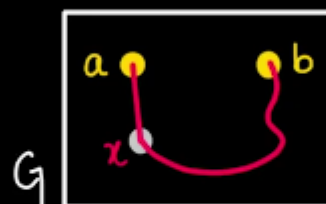


$a - x - \dots - b$

Open Eulerian trail



do you see that now I have removed this vertex Z , and hence even these two edges which were connected to A and B , this results in an Eulerian trail in G ,
(Refer Slide Time: 03:04)



$a - x - \dots - b$

Open Eulerian trail in G .



hence we have obtained what we were aiming at.

IIT MADRAS PRODUCTION

**Founded by
Department of Higher Education
Ministry of Human Resources Development
Government of India**

www.nptel.iitm.ac.in

Copyrights Reserved