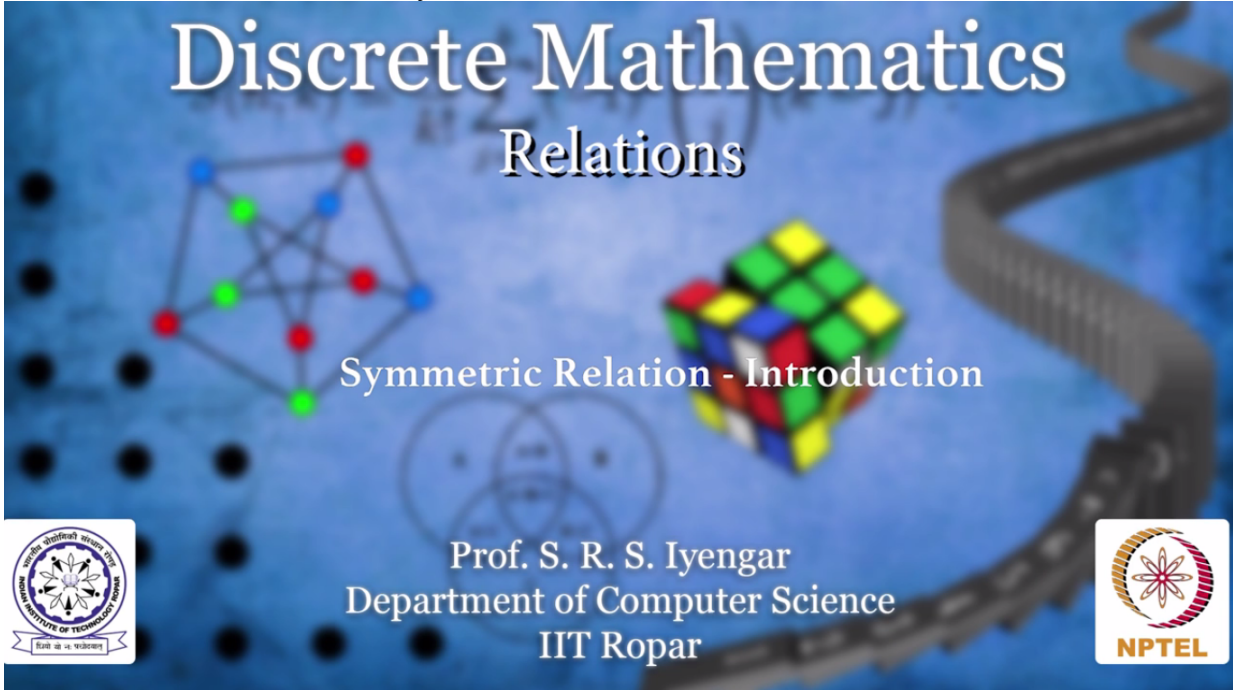




NPTEL
NPTEL ONLINE COURSE
Discrete Mathematics
Logic
Symmetric Relation - Introduction



Discrete Mathematics
Relations

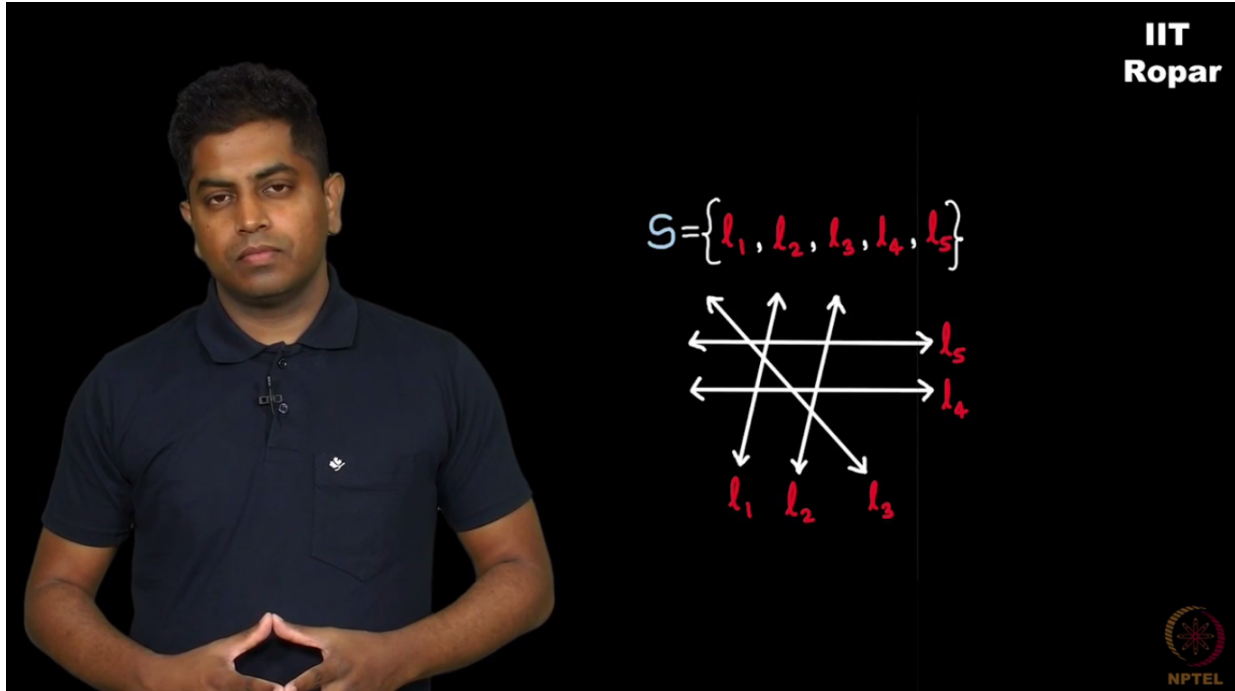
Symmetric Relation - Introduction

Prof. S. R. S. Iyengar
Department of Computer Science
IIT Ropar



Prof. S.R.S Iyengar
Department of Computer Science
IIT Ropar

Remember the example of parallel lines that I gave you, let us revisit that example. Assume you have a set S with five lines; $l_1, l_2, l_3, l_4,$ and l_5 . I am writing it as a set right now. They're actually lines.



By a relation R here I mean two lines let's say l_1 and l_2 are considered in the relation if l_1 is parallel to l_2 . Not otherwise. So I will have l_1, l_2 written here. First entry. Now it's only obvious for us to observe that once l_1, l_2 comes here l_2, l_1 naturally comes there. Why? When this line is parallel to this line so is this line parallel to this line. It's like stating the obvious. So l_1, l_2 's presence implies the presence of l_2, l_1 in the relation that I have defined here which is about lines being parallel. Correct? In general whenever you have l_i, l_j here you have l_j, l_i naturally being present here. Such a relation is called a symmetric relation. So what do you mean by symmetric relation? Whenever you have A, B in the relation set B, A should belong to the relation set. We will see more examples which will help you understand symmetric relations better. We will currently take an example where a relation is symmetric and another example where a relation is not symmetric.

IIT MADRAS PRODUCTION
Founded by
Department of Higher Education
Ministry of Human Resource Development
Government of India
www.nptel.iitm.ac.in
Copyrights Reserved