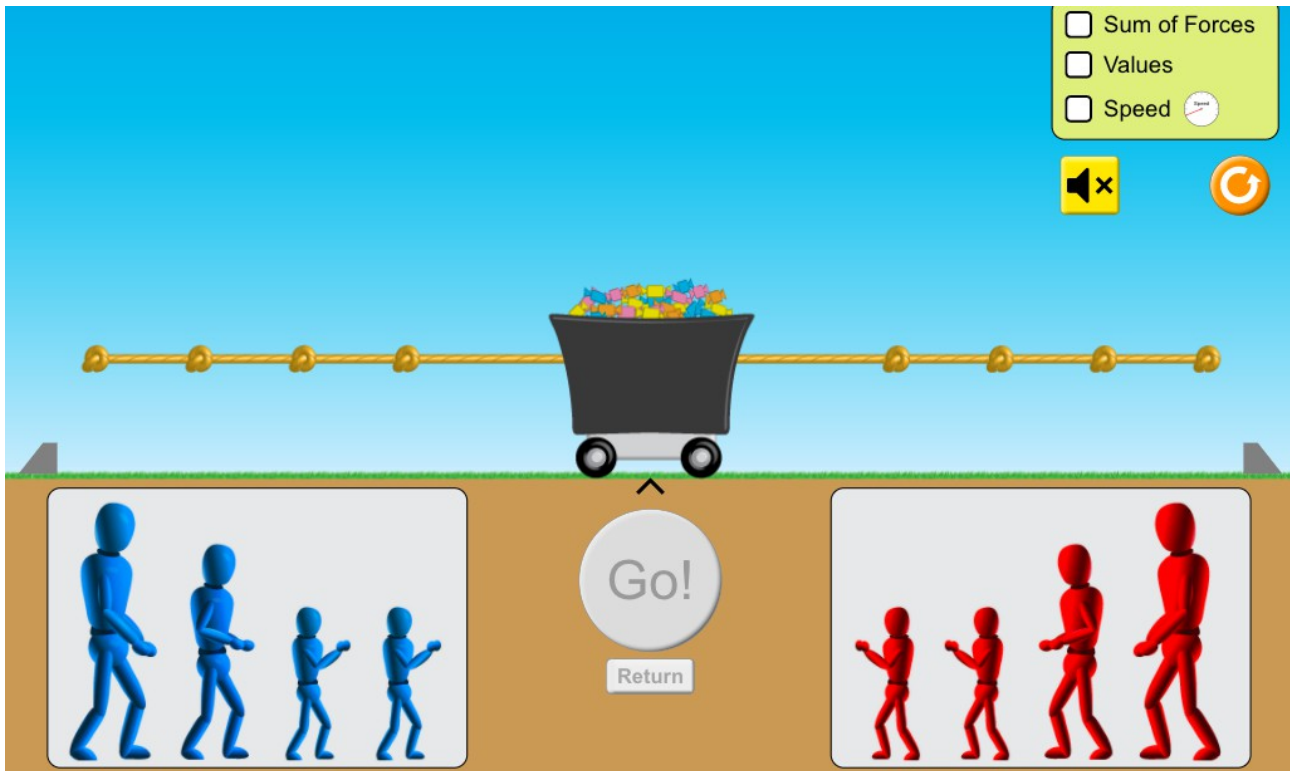


NET FORCE: A SIMULATION




Go to https://phet.colorado.edu/sims/html/forces-and-motion-basics/latest/forces-and-motion-basics_en.html and click “Net Force”



Tick the boxes “Sum of forces” and “Values”

1. Start by putting a small blue figure and a small red figure on the rope. Draw the forces. What is the net force?
2. Put another blue and again draw the forces and the net force.
3. How can a get an equilibrium situation again? Give two possibilities. Draw a scheme of your answer.
4. What is the net force when you put a medium blue and a small red?
5. How can you get a net force of 150 N to the right?

Fill in the following table with the values of the forces (some boxes can have more than one possible correct answer). Show your art skills when completing the last three rows.

Situation	Force to the right (N)	Force to the left (N)	Net force (N, left or right)
			
			
			
	100 N	200 N	
			150 N, right
			100 N, left

Use a text processor to write your answers or do it in your notebook and submit a photograph or scanned image.